
















Stackup Information

	Type	Material	Parameter	Residual Copper	Thickness (mm)
L1 	OZ		0.33_PT_1OZ	100	0.036
	PP	Shengyi S1000-2MB	1080(69)(TG180) 0.081	/	0.0777
L2 	Core	Shengyi S1000-2M	0.5OZ	78	0.015
L3 			0.1(exclude copper)TG180	/	0.1
			0.5OZ	52	0.015
	PP	Shengyi S1000-2MB	106(74)(TG180) 0.0521 106(74)(TG180) 0.0521	/	0.0936
L4 	Core	Shengyi S1000-2M	0.5OZ	78	0.015
L5 			0.08(exclude copper)TG180	/	0.08
			0.5OZ	78	0.015
	PP	Shengyi S1000-2MB	106(74)(TG180) 0.0521 106(74)(TG180) 0.0521	/	0.0936
L6 	Core	Shengyi S1000-2M	0.5OZ	52	0.015
L7 			0.1(exclude copper)TG180	/	0.1
			0.5OZ	78	0.015
	PP	Shengyi S1000-2MB	1080(69)(TG180) 0.081	/	0.0777
L8 	OZ		0.33_PT_1OZ	100	0.036

PressBoardThickness:0.74mm

finishBoardThickness:0.80(+0.1/-0.1)mm

Compression cannot be changed

Impedance Information

NO	Imp Type	Control Layer	Reference Layer	Original Line Width (Mil)	Original Line Spacing (Mil)	Original Line ToCopper (Mil)	Adjust Line Width (Mil)	Adjust Line Spacing (Mil)	Adjust Line ToCopper (Mil)	Required Resistance(Ω)	Actual Resistance& Tolerance (Ω)
1	Single-ended	L1	L2	8			5			50	49.46±5
2	Single-ended	L1	L2	7.26			7.4			40	40.31±5

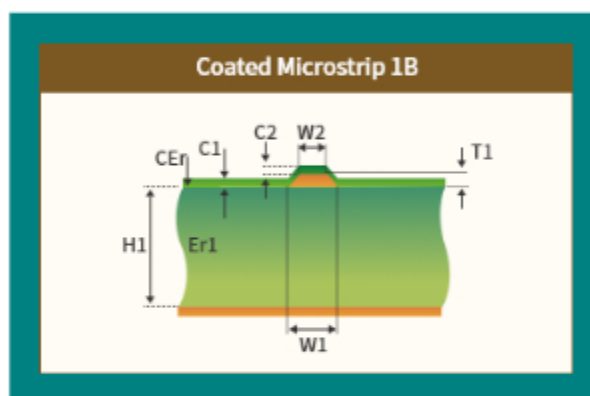
3	Single-ended	L8	L7	7.26			7.4			40	40.31±5
4	Single-ended	L3	L2/L4	4.45			4.7			40	40.6±5
5	Single-ended	L6	L5/L7	4.45			4.7			40	40.6±5
6	Differential I	L1	L2	3.7	6.1		3.8	6		100	99.7±10
7	Differential I	L8	L7	3.7	6.1		3.8	6		100	99.7±10
8	Differential I	L3	L2/L4	3	5.58		2.8	5.78		100	99.78±10
9	Differential I	L6	L5/L7	3	5.58		2.8	5.78		100	99.78±10
10	Differential I	L1	L2	4.8	5		5.05	4.75		85	84.84±8.5
11	Differential I	L8	L7	4.8	5		5.05	4.75		85	84.84±8.5
12	Differential I	L3	L2/L4	3.59	5		3.8	4.79		85	85.04±8.5
13	Differential I	L6	L5/L7	3.59	5		3.8	4.79		85	85.04±8.5

Impedance Model

O_S(SM)

Coated Microstrip 1B

Original LineWidth 8 Mil
 Adjust LineWidth 5 Mil
 Original LineSpacing / Mil
 Adjust LineSpacing / Mil
 Original Line To / Mil
 Copper
 Adjust Line To Copper / Mil
 Required Resistance 50 Ω



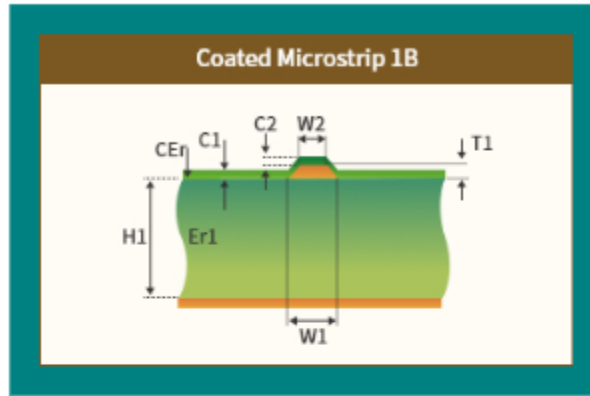
H1 3.06 Mil
 Er1 3.99
 W1 5 Mil
 W2 4 Mil
 T1 1.417 Mil
 C1 1.42 Mil
 C2 0.5 Mil
 C3 1.48 Mil
 CEr 3.4
 Imp 49.46 Ω

Control Layer:L1; Upper reference:/; Lower reference:L2;

O_S(SM)

Coated Microstrip 1B

Original LineWidth	7.26	Mil
Adjust LineWidth	7.4	Mil
Original LineSpacing	/	Mil
Adjust LineSpacing	/	Mil
Original Line To	/	Mil
Copper		
Adjust Line To Copper	/	Mil
Required Resistance	40	Ω



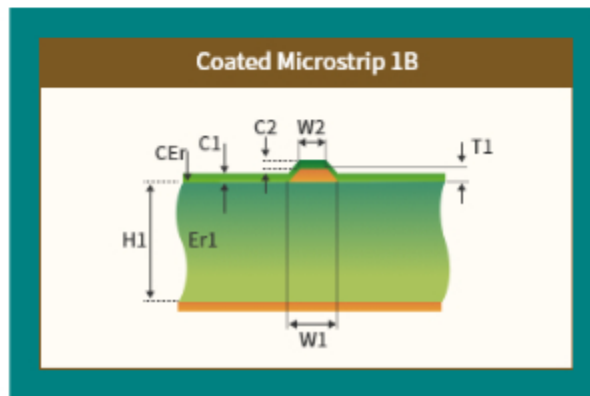
H1	3.06	Mil
Er1	3.99	
W1	7.4	Mil
W2	6.4	Mil
T1	1.417	Mil
C1	1.42	Mil
C2	0.5	Mil
C3	1.48	Mil
CEr	3.4	
Imp	40.31	Ω

Control Layer:L1; Upper reference:;/ Lower reference:L2;

O_S(SM)

Coated Microstrip 1B

Original LineWidth	7.26	Mil
Adjust LineWidth	7.4	Mil
Original LineSpacing	/	Mil
Adjust LineSpacing	/	Mil
Original Line To	/	Mil
Copper		
Adjust Line To Copper	/	Mil
Required Resistance	40	Ω



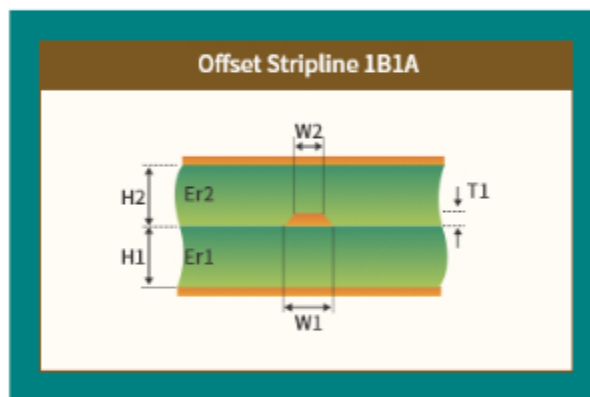
H1	3.06	Mil
Er1	3.99	
W1	7.4	Mil
W2	6.4	Mil
T1	1.417	Mil
C1	1.42	Mil
C2	0.5	Mil
C3	1.48	Mil
CEr	3.4	
Imp	40.31	Ω

Control Layer:L8; Upper reference:L7; Lower reference:;/

I_S_2

Offset Stripline 1B1A

Original LineWidth	4.45	Mil
Adjust LineWidth	4.7	Mil
Original LineSpacing	/	Mil
Adjust LineSpacing	/	Mil
Original Line To	/	Mil
Copper		
Adjust Line To Copper	/	Mil
Required Resistance	40	Ω



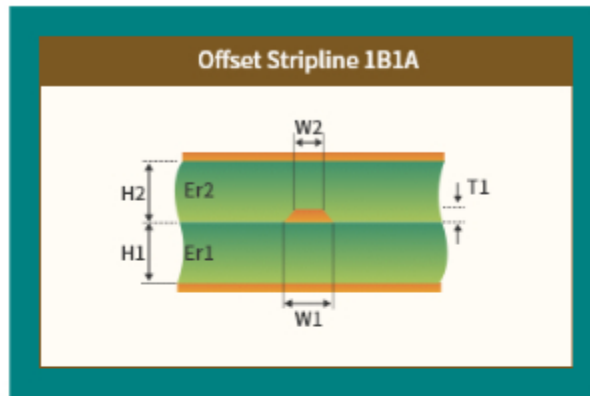
H1	3.937	Mil
Er1	4.6	
H2	4.277	Mil
Er2	3.8	
W1	4.7	Mil
W2	4.2	Mil
T1	0.591	Mil
Imp	40.6	Ω

Control Layer:L3; Upper reference:L2; Lower reference:L4;

I_S_2

Offset Stripline 1B1A

Original LineWidth	4.45	Mil
Adjust LineWidth	4.7	Mil
Original LineSpacing	/	Mil
Adjust LineSpacing	/	Mil
Original Line To	/	Mil
Copper		
Adjust Line To Copper	/	Mil
Required Resistance	40	Ω



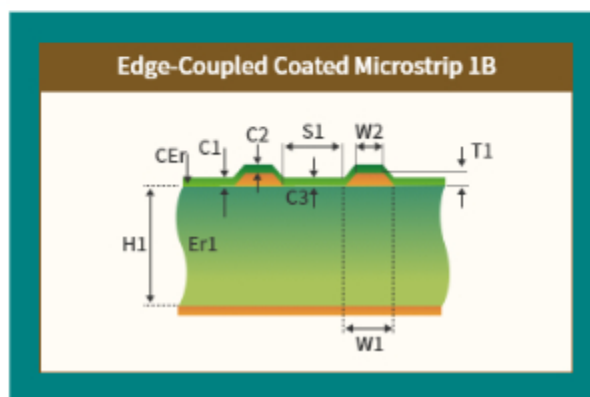
H1	3.937	Mil
Er1	4.6	
H2	4.277	Mil
Er2	3.8	
W1	4.7	Mil
W2	4.2	Mil
T1	0.591	Mil
Imp	40.6	Ω

Control Layer:L6; Upper reference:L5; Lower reference:L7;

O_D(SM)

Edge-Coupled Coated Microstrip 1B

Original LineWidth	3.7	Mil
Adjust LineWidth	3.8	Mil
Original LineSpacing	6.1	Mil
Adjust LineSpacing	6	Mil
Original Line To	/	Mil
Copper		
Adjust Line To Copper	/	Mil
Required Resistance	100	Ω



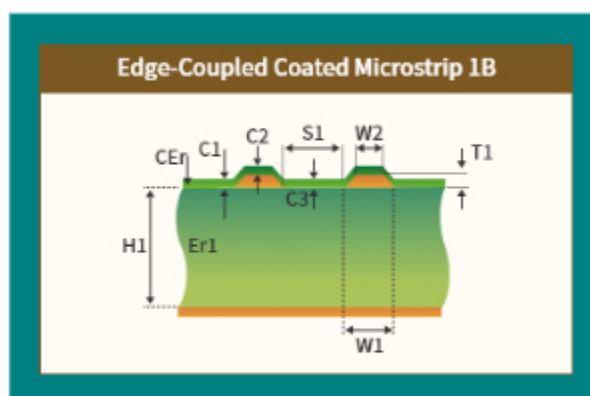
H1	3.06	Mil
Er1	3.99	
W1	3.8	Mil
W2	2.8	Mil
S1	6	Mil
T1	1.417	Mil
C1	1.42	Mil
C2	0.5	Mil
C3	1.48	Mil
CEr	3.4	
Imp	99.7	Ω

Control Layer:L1; Upper reference:;/ Lower reference:L2;

O_D(SM)

Edge-Coupled Coated Microstrip 1B

Original LineWidth	3.7	Mil
Adjust LineWidth	3.8	Mil
Original LineSpacing	6.1	Mil
Adjust LineSpacing	6	Mil
Original Line To	/	Mil
Copper		
Adjust Line To Copper	/	Mil
Required Resistance	100	Ω



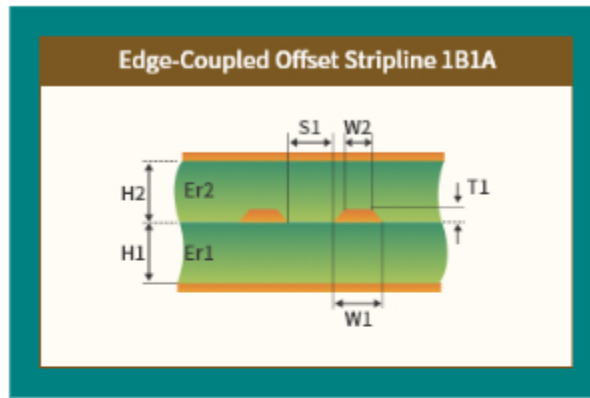
H1	3.06	Mil
Er1	3.99	
W1	3.8	Mil
W2	2.8	Mil
S1	6	Mil
T1	1.417	Mil
C1	1.42	Mil
C2	0.5	Mil
C3	1.48	Mil
CEr	3.4	
Imp	99.7	Ω

Control Layer:L8; Upper reference:L7; Lower reference:;/

I_D_2

Edge-Coupled Offset Stripline 1B1A

Original LineWidth	3	Mil
Adjust LineWidth	2.8	Mil
Original LineSpacing	5.58	Mil
Adjust LineSpacing	5.78	Mil
Original Line To	/	Mil
Copper		
Adjust Line To Copper	/	Mil
Required Resistance	100	Ω



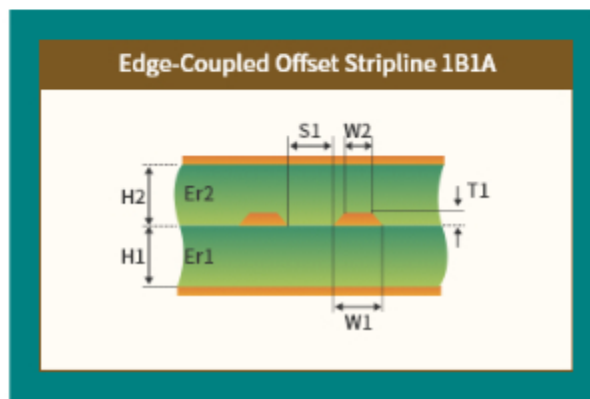
H1	3.937	Mil
Er1	4.6	
H2	4.277	Mil
Er2	3.8	
W1	2.8	Mil
W2	2.3	Mil
S1	5.78	Mil
T1	0.591	Mil
Imp	99.78	Ω

Control Layer:L3; Upper reference:L2; Lower reference:L4;

I_D_2

Edge-Coupled Offset Stripline 1B1A

Original LineWidth	3	Mil
Adjust LineWidth	2.8	Mil
Original LineSpacing	5.58	Mil
Adjust LineSpacing	5.78	Mil
Original Line To	/	Mil
Copper		
Adjust Line To Copper	/	Mil
Required Resistance	100	Ω



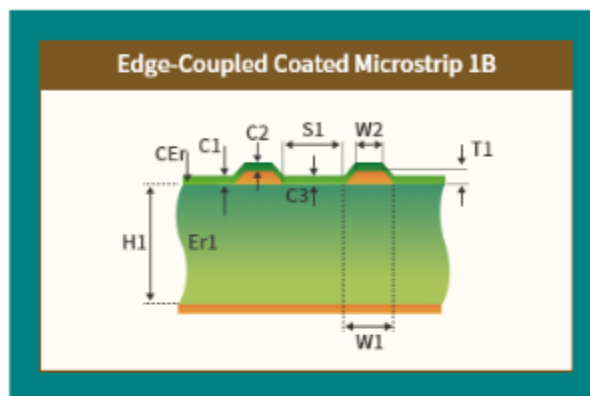
H1	3.937	Mil
Er1	4.6	
H2	4.277	Mil
Er2	3.8	
W1	2.8	Mil
W2	2.3	Mil
S1	5.78	Mil
T1	0.591	Mil
Imp	99.78	Ω

Control Layer:L6; Upper reference:L5; Lower reference:L7;

O_D(SM)

Edge-Coupled Coated Microstrip 1B

Original LineWidth	4.8	Mil
Adjust LineWidth	5.05	Mil
Original LineSpacing	5	Mil
Adjust LineSpacing	4.75	Mil
Original Line To	/	Mil
Copper		
Adjust Line To Copper	/	Mil
Required Resistance	85	Ω



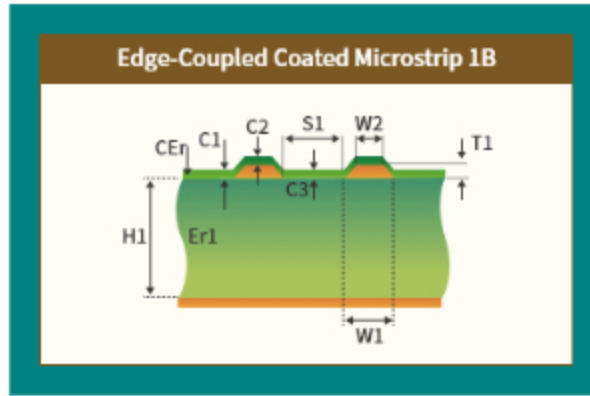
H1	3.06	Mil
Er1	3.99	
W1	5.05	Mil
W2	4.05	Mil
S1	4.75	Mil
T1	1.417	Mil
C1	1.42	Mil
C2	0.5	Mil
C3	1.48	Mil
CEr	3.4	
Imp	84.84	Ω

Control Layer:L1; Upper reference:/; Lower reference:L2;

O_D(SM)

Edge-Coupled Coated Microstrip 1B

Original LineWidth	4.8	Mil
Adjust LineWidth	5.05	Mil
Original LineSpacing	5	Mil
Adjust LineSpacing	4.75	Mil
Original Line To	/	Mil
Copper		
Adjust Line To Copper	/	Mil
Required Resistance	85	Ω



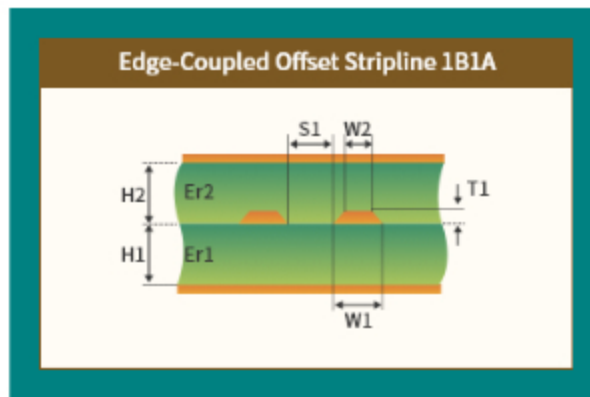
H1	3.06	Mil
Er1	3.99	
W1	5.05	Mil
W2	4.05	Mil
S1	4.75	Mil
T1	1.417	Mil
C1	1.42	Mil
C2	0.5	Mil
C3	1.48	Mil
CEr	3.4	
Imp	84.84	Ω

Control Layer:L8; Upper reference:L7; Lower reference:/;

I_D_2

Edge-Coupled Offset Stripline 1B1A

Original LineWidth	3.59	Mil
Adjust LineWidth	3.8	Mil
Original LineSpacing	5	Mil
Adjust LineSpacing	4.79	Mil
Original Line To	/	Mil
Copper		
Adjust Line To Copper	/	Mil
Required Resistance	85	Ω



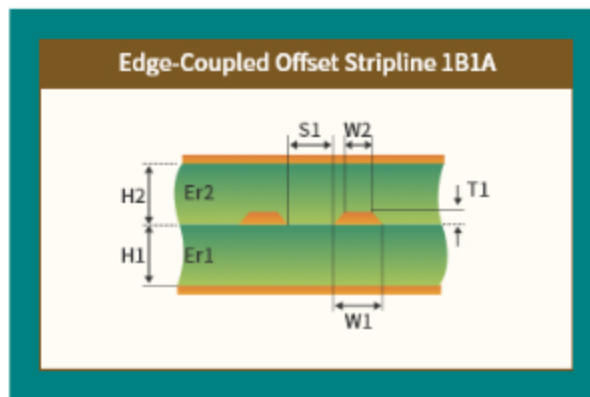
H1	3.937	Mil
Er1	4.6	
H2	4.277	Mil
Er2	3.8	
W1	3.8	Mil
W2	3.3	Mil
S1	4.79	Mil
T1	0.591	Mil
Imp	85.04	Ω

Control Layer:L3; Upper reference:L2; Lower reference:L4;

I_D_2

Edge-Coupled Offset Stripline 1B1A

Original LineWidth	3.59	Mil
Adjust LineWidth	3.8	Mil
Original LineSpacing	5	Mil
Adjust LineSpacing	4.79	Mil
Original Line To	/	Mil
Copper		
Adjust Line To Copper	/	Mil
Required Resistance	85	Ω



H1	3.937	Mil
Er1	4.6	
H2	4.277	Mil
Er2	3.8	
W1	3.8	Mil
W2	3.3	Mil
S1	4.79	Mil
T1	0.591	Mil
Imp	85.04	Ω

Control Layer:L6; Upper reference:L5; Lower reference:L7;